

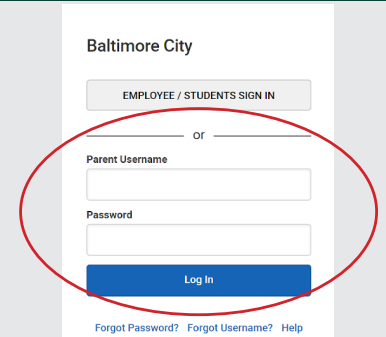
Parents and guardians:

Are you getting important calls and texts from your school and the district? If not, we may not have your correct phone number, or you may not have a Campus Portal account.

To enter or update your phone number:

1

Sign in to Campus Portal
(baltimorecityschools.org/campus-portal)



Baltimore City

EMPLOYEE / STUDENTS SIGN IN

or

Parent Username

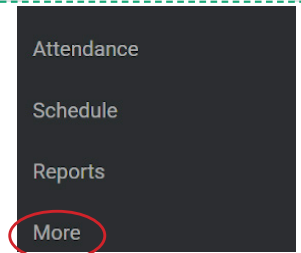
Password

Log In

[Forgot Password?](#) [Forgot Username?](#) [Help](#)

2

On the left side of the screen, select “More”



Attendance

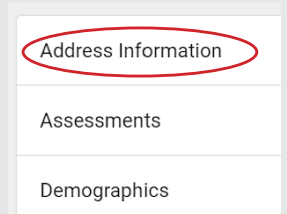
Schedule

Reports

More

3

Select “Address Information”



Address Information

Assessments

Demographics

4

Update your information

OR, to create a new Campus Portal account, visit baltimorecityschools.org/campus-portal and click “set up account.”

Note: If you have custody concerns in your family, please contact your school. School staff will request a copy of the custody order. Your Campus Portal account will be set up using the order. After the account is set up, guardians can update household information immediately. Any other changes to your account will be sent to school staff for review.

BALTIMORE CITY
PUBLIC SCHOOLS